


36 Coastal Decor Ideas for the Whole Home, Plus Pro Styling Tips

Get a seaside look for any space

By [MICHELLE MASTRO](#) | Updated on 03/27/24



 [BHDM Design](#) / Photo by Tim Williams

[Coastal design](#) is an aesthetic that can easily be elevated to fit any home style, space, or room size. Coastal decor often includes a color palette of soft blues and sandy shades, beachy textures, and materials like rattan or driftwood. However, coastal decor doesn't have to consist of clichés like bottles of seashells. Subtlety can win the day, and this approach can render a more impactful coastal design.

“Incorporating natural elements through color, texture, and plants is the first step to avoiding the cliché seashells and blue tones that overdo a coastal aesthetic,” Dan Mazzarini, a creative director and principal of [BHDM Design](#) and [ARCHIVE](#), says.

Instead, consider featuring reflective design details that are functional for breezy beach days. Below, we've rounded up 36 coastal decor ideas to elevate your seaside-themed home.

01 Charm With Light Green Shiplap

of 36



[Stedila Design](#) / Photo by Richard Mandelkorn

[Stedila Design](#) used pale green paint on this bathroom's shiplap walls. The color works as a nice juxtaposition to the warm wood furniture while hinting at the natural beauty of the seaside.

02 Go With Light Colors

of 36



[BHDM Design](#) / Photo by Tim Williams

Ocean hues are great but don't forget the sandy beaches. This can open the door for crisp whites and brilliant beiges in your coastal color palette.

"This space, and coastal decor in general, feels light and lovely in colors and tones," Mazzarini says.

03 Embrace Crystal Blues

of 36



Design by [Valerie Grant Interiors](#) / Photo by Antoi...

A blue palette can come in all shades. [Valerie Grant Interiors](#) used the faintest of blue hues in this bedroom.

04 Incorporate Woven Elements

of 36



Design by [Susan Hayward Interiors](#) / Jared Kuzia Photography

Textures are another interior decor accent that can easily reference the coast. Here in this guest room, Jillian Hayward Schaible, principal of [Susan Hayward Interiors](#), spun in woven pieces like the light fixture to juxtapose against the baby blues.

“Using accessories with natural woven textures like seagrass, raffia, and dried botanicals creates a subtle nod to the ocean,” Schaible says.

05 Bring in Blue Bunk Beds

of 36



[Stedila Design](#) / Photo by Richard Mandelkorn

Coastal decor doesn't have to clash with a sporty motif. This space embraced bold blues to keep with the home's other seaside theme. The open bunks feel reminiscent of those on ships.

06 Lean Into Nature

of 36



[BHDM Design](#) / Photo by Reid Rolls

Leaning into nature doesn't necessarily mean going all out. Pops of natural elements like wood—better yet, a boat frame made of wood—work just as well.

“When designing a coastal-inspired space, look for a connection to nature—plants, colors, and textures,” Mazzarini says.

07 Tie in Patterns of Blue and White

of 36



Design by [Valerie Grant Interiors](#) / Photo by Antoine Bootz

You don't have to use only solid colors. [Valerie Grant Interiors](#) incorporated blue and white patterns in this guest room.

08 Bring in Pops of Blue and White

of 36



Design by [Susan Hayward Interiors](#) / Hayward Pho...

Since this house was a year-round home, Schaible didn't want to create a coastal look that felt over-the-top or too summer in feel.

"Pairing shades of blues with plenty of neutrals makes this space adaptable to every season," she says.

09 Get Gray Undertones

of 36



Design by [Blythe Interiors](#) / Photo by Natalia Robe...

A color palette can make or break a coastal-inspired space. Though bright, crisp whites might be too overpowering, hues with a cool, grayish tinge are ideal as a wall color. Sarah Kaplan of [Blythe Interiors](#) used cooler tones like Oyster Bay by Sherwin Williams on this [coastal bathroom's](#) doors.

“Try choosing a neutral, light, and airy base then add cool accent colors like blues and greens,” says Jennifer Verruto, founder and CEO of Blythe Interiors.

10 Mix in Pale Pinks

of 36



Design by [Grey Joyner Interiors](#)

Though not the typical coastal shade, rosy hues add a serene atmosphere that doesn't clash with beachfront views.

11 Consider an Ocean View

of 36



Design by [Susan Hayward Interiors](#) / Hayward Photography

If your home has a real ocean view, consider focusing attention on it.

“We complemented the beautiful ocean view of this home using a lot of coastal tones such as blues, grays, and neutrals,” Schaible says.

12 Experiment With Nautical Art

of 36



Design by [The Pankonien Group](#) and [Teak Wareho...](#)


Located in central Texas, this project proves coastal design can be used anywhere if the design fits the surroundings. Laura Pankonien, designer and principal at [The Pankonien Group](#), relied on natural materials such as rattan, jute, and linen with a lighter color palette of whites and sandy neutrals to balance the space.

“Using fewer well-scaled teak and woven pieces, we were able to open up the space to the beautiful waterscape, which perfectly mirrors the coastal decor we used in the space,” Pankonien says.

13 Add Beach Wood

of 36




 [Bianca Ecklund Design](#) / Lauren Taylor Photography

Added texture can usher life into a space. When styling this coastal kitchen, Bianca Ecklund, designer and creative director of [Bianca Ecklund Design](#), used natural materials like driftwood.

“The beach wood beaded light fixture further adds a coastal feel to the dining space,” Ecklund says.

14 Try Sailboat Pictures

of 36



 Design by [Blythe Interiors](#) / Photo by Natalia Robert

For this [coastal bedroom](#), Sarah Kaplan wanted to include sailing photos since the homeowners are avid sailors. The inclusion of the image helps the space achieve a balance of warm and cool tones, which is great for a crispy and cool look that has coastal influences, Verruto says.

15 Install Tiles in Sandy Shades

of 36



Design by [Soco Interiors](#)

Rooms with coastal themes can also incorporate sand-like colors in their accent walls. This [coastal living room](#) has a casual, comfortable feel with a tiled wall that faintly references sandy beaches.

“The living room has a wall detail that could be found in an art deco ocean liner,” Joey Conicella, president of [Soco Interiors](#), says. “The coffee table could be a rock on the shore or on the ocean floor.”

16 Create Sea Allusions

of 36



Design by [Susan Hayward Interiors](#) / Hayward Photography

Don't be afraid to include shapes and figures that playfully reference the seaside. Schaible popped in a centerpiece to this table denoting a seashell shape, while the [light fixtures](#) hanging above look like water bubbles.

17 Paint a Blue Accent Wall

of 36



 Design West / Venjhamin Reyes Photography

[Design West](#) made the blue hues of this guest room even more dramatic with an accent wall.

“The choice of the paint color, carefully selected to complement the pops of blue in the bedding and custom side panels, evokes the serene palette of coastal landscapes,” Glenn Midnet, CEO and founder of Design West, says.

18 Complement With Glass Buoys

of 36



 Design by Grey Joyner Interiors

[Grey Joyner Interiors](#) combined brilliant blues with pale green accessories for an aquatic design in this outdoor space.

“I like to accessorize with items that are unexpected but still complement the coastal views, like green glass buoys, which are great for layering in a fire pit when it’s not being used,” she says.

19 Upcycle Sliding Doors

of 36



 [Stedila Design](#) / Photo by Richard Mandelkorn

Entryways can highlight a coastal theme. [Stedila Design](#) added upcycled wood sliding doors that look like were made from driftwood.

20 Make a Statement With Abstract Art

of 36



 Design by [Valerie Grant Interiors](#) / Photo by Antoine Bootz

[Valerie Grant Interiors](#) created a family room with a playful art collage behind the sectional. The flowing shapes remind viewers of waves.

21 Work in Yellow Interiors

of 36



 Stedila Design / Photo by Tria Giovan

Yellow can also work in a coastal theme.

“Nothing looks better with a blue sky and water than a good saffron yellow,” Tim Button, partner and co-owner at Stedila Design, says. The rest of the space he kept carefully curated with light ocean spray-colored jars on the craggy rock fireplace.

22 Weather Materials

of 36



 Design by Hacin / Photo by Chris Cooper

Small changes can make a big difference. Jennifer Clapp, Principal of Interior Design at [Hacin](#), exposed this library’s original brick chimney, stripping away the formal mantelpiece. Then, she added a Kalei finish to soften it.

“I chose the carpet since anything with roping feels coastal, and there’s a nostalgia to it braided rugs,” Clapp says. “The coffee table is wired-brushed wood which feels weathered and wind-blown.”

23 Let the Flowers Flow

of 36



 [Stedila Design](#) / Photo by Richard Mandelkorn

Though usually reserved for cottage style, flowers can offer a coastal design, depending on the flower's species. These hydrangeas appear like bursts of sea foam.

24 Try a Navy Blue Wood

of 36



 [Design West](#) / Venjhamin Reyes Photography

Consider layering in seaside-inspired materials like dramatically blue hues.

“The combo of the wood wall covering dyed in a rich navy tone with the neutral-toned furnishings adds depth and warmth while evoking the coastal charm of beachside retreats,” Midnet says.

25 Collect Pieces

of 36



Design by [Hacin](#) / Photo by Chris Cooper

Beachfront homes should feel like their decor has been collected over time.

“The pieces in this primary bedroom were intentionally selected from different periods—a midcentury scone, a spooled lounge chair, shaker pegs, and a Scandinavian floor lamp,” Clapp says.

26 Establish a Laid Back Space

of 36



Design West / Venjhamin Reyes Photography

Coastal-themed spaces should reflect a laid-back, beachside lifestyle.

“The sectional, with its classic rattan-inspired design, offers an airy quality that avoids feeling bulky and instead exudes a relaxed coastal feel,” Midnet says.

27 Curate a Stormy Look

of 36



Design by [Hacin](#) / Photo by Chris Cooper

“For a young man’s bedroom, we chose an atmospheric wallpaper because beaches aren’t always sunny, and the ocean can be strong, windy, and full of emotion,” Clapp says.

She also added pickled floors to add a sun-bleached and worn feeling. To help lighten up the space, she brought in brighter linens for the bed.

28 Let Accessories Shine

of 36



Design by [Chantelle Hartman Malarkey](#)

To produce a coastal ambiance in any space, focus on the details.

“I like to add coastal touches to rooms with shells, mother-of-pearl sea fans, nautical-inspired items such as statues, paintings, sea urchins, puffer fish, and more,” [Chantelle Hartman Malarkey](#), the interior designer, says.

29 Dress Up With Seashell Mirrors

of 36



Design by [Chantelle Hartman Malarkey](#)

Also, think about statement pieces that will bring a stylish element to the room. In her living room, Malarkey popped in a seashell-covered mirror to add more textures and depth to the space.

30 Don't Forget Coastal Art

of 36



Design by [RJ Living](#)

Artwork can make a statement without overwhelming the space. Bree Steele, interior designer at [RJ Living](#), used a few large artworks around this home.

“These pictures are strategically placed around entryways and stairways to subconsciously reinforce the coastal theme,” Steele says.

31 Layer Elements

of 36



 [BHDM Design](#) / Photo by Reid Rolls

Whether your coastal decor space is a guest room or the best room in the house, make sure it feels approachable. An easy way to achieve this is through a lived-in, layered look.

“My goal was to make it feel put together but shaken out with light layering. Not everything needs to perfectly align in coastal design,” Mazzarini says.

32 Opt for Untreated Wood

of 36



 Design by [RJ Living](#)

Coastal decor should evoke a feeling of calm and relaxation associated with seaside living. Thus, Steele chose simple materials and colors.

“I incorporated curved wooden coffee tables and went with a neutral palette,” Steele says. “The boucle chair adds softness to the space, and the rug is a subtle nod to the sandy shores.”

33 Set a Tranquil Bathroom

of 36



Photography by [TileCloud](#)

Coastal decor in this bathroom is evoked using a neutral color palette with crisp whites and warm wooden tones.

“The standalone bathtub and the greenery add an organic feel, reminiscent of a tranquil beachside retreat,” Courtney Cole, interior designer at [TileCloud](#), says.

34 Consider Terracotta Tiles

of 36



Photography by [TileCloud](#)


Cole remarks that this kitchen space was decorated to channel coastal aesthetics through a soft, earthy color palette exemplified by the terracotta tile backsplash.

“The rattan pendant lights and matching bar stools introduce texture reminiscent of driftwood and sandy beaches,” Cole says.

35 Hang a Coconut Light Fixture

of 36



 [Design West](#) / Venjhamin Reyes Photography

[Design West](#) created a formal living room with a unique light fixture made from coconut.

“The light peeking through the opaque pieces serves as a captivating focal point,” Midnet says.

36 Display Sea Anchors
of 36



 [Stedila Design](#) / Photo by Richard Mandelkorn

[Stedila Design](#) topped off a coffee table with an antique ship anchor and basket of wood, both of which offer additional visual interest.